

**Threshold Marking.**

**Threshold marking** consists of a pattern of longitudinal stripes. The number of stripes varies with the runway width.

**Transverse Stripe & Displaced Thresholds.**

To indicate that the **threshold** is **displaced** from the end of the runway, a white transverse stripe is placed immediately in front of the **threshold markings**, thus creating a **pre-threshold area**.

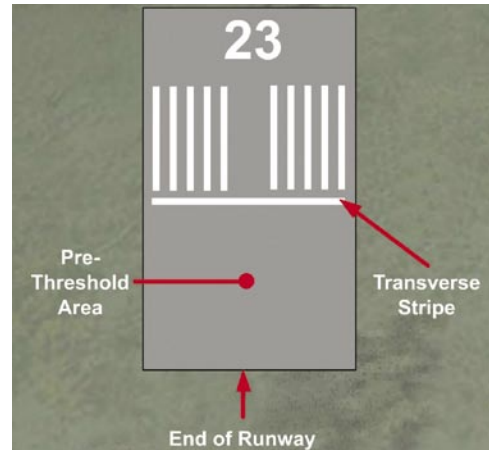
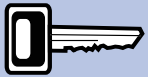


Figure 9.8 Displaced threshold.



A transverse white stripe marking on a runway signifies a displaced threshold.

**Pre-threshold Area .**

Various markings may be used on the **pre-threshold area**. The most important are as follows:

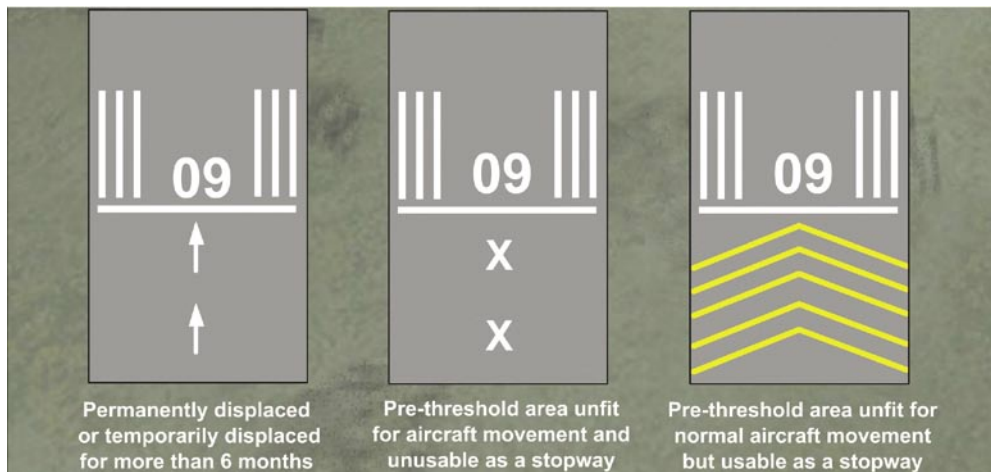


Figure 9.9 Pre-threshold markings.

**Aiming Point.**

The runway **aiming point** consists of two conspicuous white stripes on instrument runways, between 300 m and 400 m from the threshold (depending on the length of the runway).

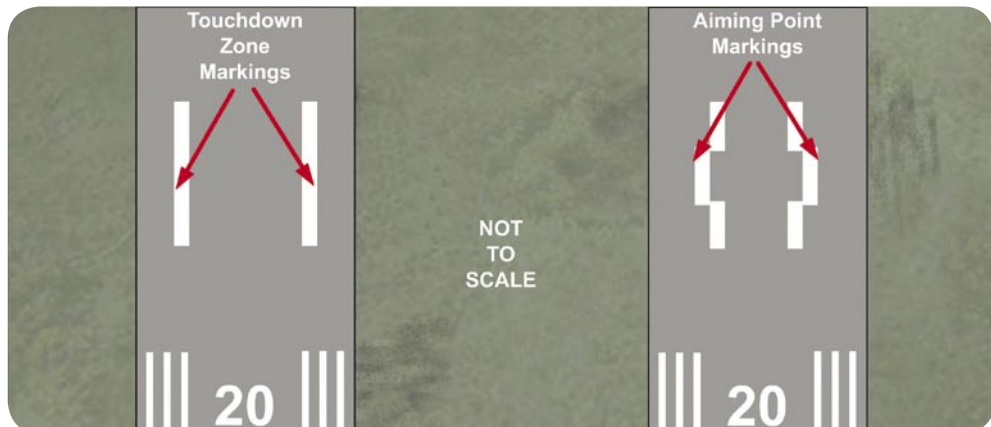


Figure 9.10 Aiming point and touchdown zone markings.